

# Arts & Commerce College, Vaduj

## Annual report of examination section

### Report Year 2015-2016



#### 1. Dept. of Marathi

In academic Year 2015-16, 20 students were admitted of them 18 students registered for the final examination, of the registered students 18 students appeared for examination, 13 students passed the examination Pass percentage is 72.22 %

#### 2. Dept. of Hindi

In academic Year 2015-16, 15 students were admitted of them 15 students registered for the final examination, of the registered students 15 students appeared for examination 9 students passed the examination Pass percentage is 60 %

#### 3. Dept of English

In academic year 15 students were admitted of them 14 students registered for final exam. Of the registered for the final examination, of the registered students 12 students appeared for examination 10 students passed the examination Pass percentage is 83.33 %

#### 4 Dept. of History


In academic Year 2015-16, 35 students were admitted of them 35 students registered for the final examination, of the registered students 34 students appeared for examination 33 students passed the examination Pass percentage is 97.5 %


#### 5. Dept. of Geography

In academic Year 2015-16 , 26 students were admitted of them 26 students registered for the final examination, of the registered students 25 students appeared for Examination 13 students passed the examination Pass percentage is 52 %

#### 6. Dept. Of Commerce.

In academic Year 2015-16, 72 students were admitted of them 72 students Registered for the final examination, of the registered students 72 students appeared for examination 23 students passed the examination Pass percentage is 31.94 %

  
Controller of Examinations  
Arts and Commerce College  
Vaduj, Dist. Satara

  
Principal  
Arts & Commerce College  
Vaduj, Tal. Khatav, Satara

# Arts & Commerce College, Vaduj

## Annual report of examination section

Report Year 2016-2017



### 1 Dept. of Marathi

In academic Year 2016-17, 17 students were admitted of them 16 students registered for the final examination, of the registered students 16 students appeared for examination, 07 students passed the examination Pass percentage is 43.75 %

### 2 Dept. of Hindi

In academic Year 2016-17, 15 students were admitted of them 15 students registered for the final examination, of the registered students 15 students appeared for examination 8 students passed the examination Pass percentage is 53.33 %

### 3 Dept of English

In academic year 15 students were admitted of them 15 students registered for final exam. of the registered for the final examination, of the registered students 15 students appeared for examination 08 students passed the examination Pass percentage is 53.33 %

### 4 Dept. of History


In academic Year 2016-17 , 37 students were admitted of them 37 students registered for the final examination, of the registered students 36 students appeared for examination 28 students passed the examination Pass percentage is 77.77 %


### 5 Dept. of Geography

In academic Year 2016-17, 36 students were admitted of them 34 students registered For the final examination, of the registered students 34 students appeared for Examination 24 students passed the examination Pass percentage is 70.58 %

### 6 Dept. Of Commerce.

In academic Year 2016-17, 86 students were admitted of them 84 students Registered for the final examination, of the registered students 84 students appeared for examination 59 students passed the examination Pass percentage is 70.23 %

  
Controller of Examinations  
Arts and Commerce College  
Vaduj, Dist. Satara

  
Principal  
Arts & Commerce College  
Vaduj, Tal. Khatav, Satara

# Arts & Commerce College, Vaduj

## Annual report of examination section

Report Year 2017-2018



### 1 Dept. of Marathi

In academic Year 2017-18, 20 students were admitted of them 18 students registered for the final examination, of the registered students 18 students appeared for examination, 10 students passed the examination Pass percentage is 55.55 %

### 2 Dept. of Hindi

In academic Year 2017-18, 14 students were admitted of them 14 students registered for the final examination, of the registered students 12 students appeared for examination 07 students passed the examination Pass percentage is 58.33 %

### 3 Dept of English

In academic year 2017-18, 14 students were admitted of them 14 students registered for final exam. of the registered for the final examination, of the registered students 12 students appeared for examination 12 students passed the examination Pass percentage is 85.71 %

### 4 Dept. of History


In academic Year 2017-18, 36 students were admitted of them 36 students registered for the final examination, of the registered students 36 students appeared for examination 27 students passed the examination Pass percentage is 75 %

### 5. Dept. of Geography

In academic Year 2017-18, 33 students were admitted of them 31 students registered for the final examination, of the registered students 27 students appeared for Examination 19 students passed the examination Pass percentage is 70.37%

### 6. Dept. Of Commerce.

In academic Year 2017-18, 114 students were admitted of them 108 students Registered for the final examination, of the registered students 108 students appeared for examination 59 students passed the examination Pass percentage is 54.62 %

  
Controller of Examinations  
Arts and Commerce College  
Vaduj, Dist. Satara

  
Principal  
Arts & Commerce College  
Vaduj, Tal. Khatav, Satara

# Arts & Commerce College, Vaduj



## Annual report of examination section

### Report Year 2018-2019

#### 1 Dept. of Marathi

In academic Year 2018-19, 24 students were admitted of them 23 students registered for the final examination, of the registered students 23 students appeared for examination, 20 students passed the examination Pass percentage is 86.95 %

#### 2 Dept. of Hindi

In academic Year 2018-19, 15 students were admitted of them 15 students registered for the final examination, of the registered students 15 students appeared for examination 12 students passed the examination Pass percentage is 80 %

#### 3 Dept of English

In academic year 2018-19, 09 students were admitted of them 08 students registered for final exam. of the registered for the final examination, of the registered students 07 students appeared for examination 07 students passed the examination Pass percentage is 100%

#### 4. Dept. of History


In academic Year 2018-19, 30 students were admitted of them 30 students registered for the final examination, of the registered students 30 students appeared for examination 28 students passed the examination Pass percentage is 93.33 %


#### 5 Dept. of Geography

In academic Year 2018-19, 38 students were admitted of them 36 students registered for the final examination, of the registered students 36 students appeared for Examination 33 students passed the examination Pass percentage is 91.66 %

#### 6 Dept. Of Commerce.

In academic Year 2018-19, 117 students were admitted of them 114 students Registered for the final examination, of the registered students 114 students appeared for examination 87 students passed the examination Pass percentage is 76.31 %

  
Controller of Examinations  
Arts and Commerce College  
Vaduj, Dist. Satara

  
Principal  
Arts & Commerce College  
Vaduj, Tal. Khatav, Satara

# Arts & Commerce College, Vaduj



## Annual report of examination section

Report Year 2019-2020

### 1. Dept. of Marathi

In academic Year 2019-20, 17 students were admitted of them 15 students registered for the final examination, of the registered students 15 students appeared for examination, 13 students passed the examination Pass percentage is 86.66 %

### 2. Dept. of Hindi

In academic Year 2019-20, 18 students were admitted of them 17 students registered for the final examination, of the registered students 14 students appeared for examination 14 students passed the examination Pass percentage is 100 %

### 3. Dept of English

In academic year 2019-20, 17 students were admitted of them 13 students registered for final exam. of the registered for the final examination, of the registered students 13 students appeared for examination 13 students passed the examination Pass percentage is 100 %

### 4 Dept. of History


In academic Year 2019-20, 28 students were admitted of them 28 students registered for the final examination, of the registered students 28 students appeared for examination 26 students passed the examination Pass percentage is 92.85 %

### 5 . Dept. of Geography

In academic Year 2019-20, 36 students were admitted of them 31 students registered for the final examination, of the registered students 30 students appeared for Examination 23 students passed the examination Pass percentage is 76.66 %

### 6. Dept. Of Commerce.

In academic Year 2019-20, 134 students were admitted of them 125 students Registered for the final examination, of the registered students 124 students appeared for examination 122 students passed the examination Pass percentage is 98.38 %

  
Controller of Examinations  
Arts and Commerce College  
Vaduj, Dist. Satara

  
Principal  
Arts & Commerce College  
Vaduj, Tal. Khatav, Satara